

---

# WARMING DRAWER INSTALLATION CONSIDERATIONS

---

Accessing your product specifications	3
Electrical connection	7

**FISHER & PAYKEL**

NZ AU UK IE

**MINIMAL**

WB76SMG3, WB76SMB3

**CONTEMPORARY**

WB76SCX3

**PROFESSIONAL**

WB76SPEX3

**INTEGRATED**

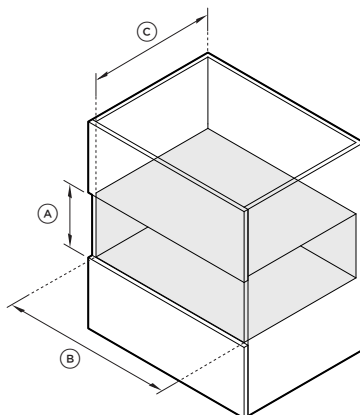
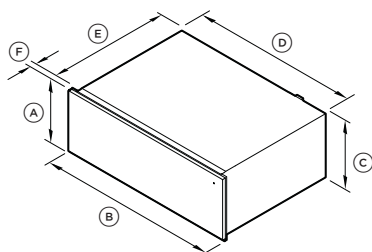
WB76SDEI3



For full product, cabinetry and service specifications, refer to the Planning Guide. To access the Planning Guide, scan the QR code or visit [fisherpaykel.com/specify](https://fisherpaykel.com/specify). Search by appliance type, product name or model code.

## MINIMAL

WB76SMG3, WB76SMB3



PRODUCT DIMENSIONS		mm
A	Overall height	271
B	Overall width	758
C	Chassis height	271
D	Chassis width	704
E	Chassis depth	547*
F	Control panel thickness	20
	Front panel height	267
	Front panel width	758

\*Including power plug

CAVITY DIMENSIONS		mm
A	Minimum inside height of cavity	273
B	Minimum inside width of cavity	724
C	Minimum inside depth of cavity*	580
	Recommended cabinet height	273
	Recommended cabinet width	762

\*Measured from front of chassis.

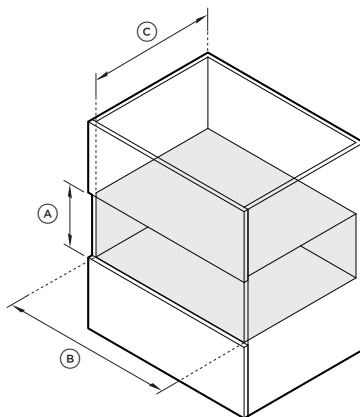
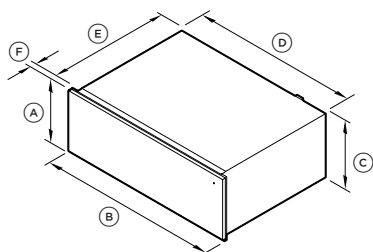
## ACCESSING YOUR PRODUCT SPECIFICATIONS



For full product, cabinetry and service specifications, refer to the Planning Guide. To access the Planning Guide, scan the QR code or visit [fisherpaykel.com/specify](http://fisherpaykel.com/specify). Search by appliance type, product name or model code.

### CONTEMPORARY

WB76SCX3



PRODUCT DIMENSIONS		mm
A	Overall height	271
B	Overall width	758
C	Chassis height	271
D	Chassis width	704
E	Chassis depth	547*
F	Control panel thickness	20
	Front panel height	267
	Front panel width	758

\*Including power plug

CAVITY DIMENSIONS		mm
A	Minimum inside height of cavity	273
B	Minimum inside width of cavity	724
C	Minimum inside depth of cavity*	580
	Recommended cabinet height	273
	Recommended cabinet width	762

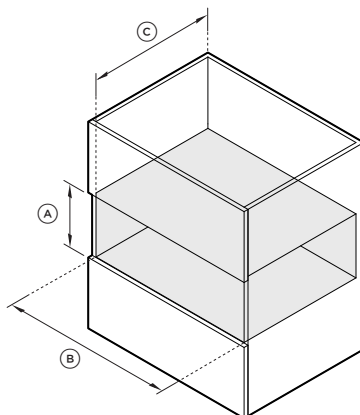
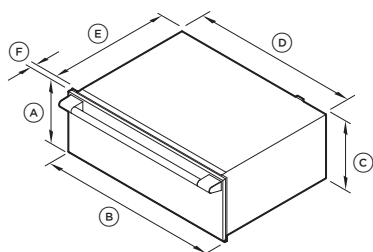
\*Measured from front of chassis.

## ACCESSING YOUR PRODUCT SPECIFICATIONS



For full product, cabinetry and service specifications, refer to the Planning Guide. To access the Planning Guide, scan the QR code or visit [fisherpaykel.com/specify](http://fisherpaykel.com/specify). Search by appliance type, product name or model code.

### PROFESSIONAL WB76SPEX3



PRODUCT DIMENSIONS		mm
A	Overall height	271
B	Overall width	758
C	Chassis height	271
D	Chassis width	704
E	Chassis depth	547*
F	Control panel thickness	24
	Front panel height	267
	Front panel width	758

\*Including power plug

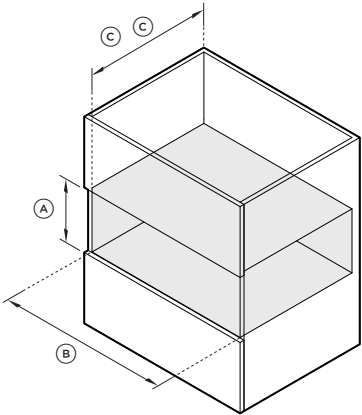
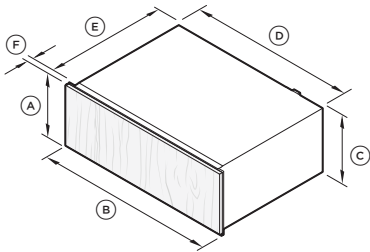
CAVITY DIMENSIONS		mm
A	Minimum inside height of cavity	273
B	Minimum inside width of cavity	724
C	Minimum inside depth of cavity*	580
	Recommended cabinet height	273
	Recommended cabinet width	762

\*Measured from front of chassis.



For full product, cabinetry and service specifications, refer to the Planning Guide. To access the Planning Guide, scan the QR code or visit [fisherpaykel.com/specify](https://fisherpaykel.com/specify). Search by appliance type, product name or model code.

INTEGRATED  
WB76SDEI3



PRODUCT DIMENSIONS		mm
A	Overall height	271
B	Overall width	758
C	Chassis height	271
D	Chassis width	704
E	Chassis depth	547*
F	Control panel thickness	min 16**
	Front panel height	267
	Front panel width	758

\*Including power plug  
\*\*Measured from front of chassis.

CAVITY DIMENSIONS		mm
A	Minimum inside height of cavity	273
B	Minimum inside width of cavity	724
C	Minimum inside depth of cavity*	580
	Recommended cabinet height	273
	Recommended cabinet width	762

\*Measured from front of chassis.

# ELECTRICAL CONNECTION

SPECIFICATIONS	WB76 MODELS
SERVICE (A)	10
SUPPLY (Hz)	50
VOLTAGE (V)	220 - 240V

